

SMC 系列共模线圈 SMC Series Common Mode Chokes



特征 Features

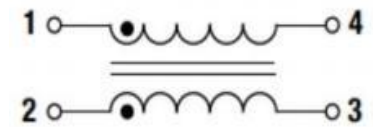
- 超薄小型化 Low Profile & Small Size
- 温度最高125°C High Temperature, Up to 125°C
- 车载AEC-Q200标准 Compliant with AEC-Q200



应用 Applications

- 车载通信总线 LIN/CAN/FlexRay BUS
- 车联网智能终端 T-BOX
- 共模信号滤波 Common Mode Filtering

电路接线图 Circuit

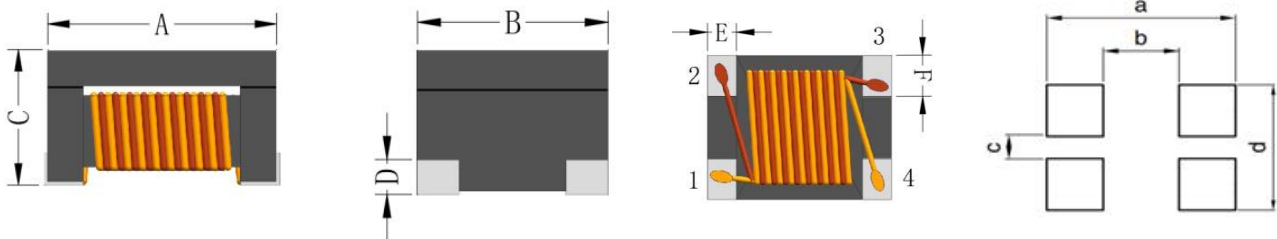


产品规格型号表示方法 How to Order

SMC 1206 - 121 P C
① ② ③ ④ ⑤ ⑥

①	②		③		④	⑤	⑥	
产品代号 Product Code	规格尺寸(L×W×T) Dimensions(mm)		型号规格 Type Code		阻抗值 Impedance	误差 Tolerance	应用领域 Application	
SMC系列 SMC Series	1206	3.2×1.6×2.2	M Z 无	标准品 For Standard 阻抗匹配 For Matching 低电阻型号 For Low DCR	1R0=1.0Ω 100=10Ω 101=100Ω 102=1000Ω	K=10% M=20% P=25% N=30% Y=其他误差	C A CT	车载品 125°C Automotive 125°C. 车载品 155°C Automotive 155°C. 车载特制品 Automotive Special.

外型尺寸 Dimensions(Unit:mm)



Type Name	A	B	C	E	F	a	b	c	d
SMC1206	3.2±0.2	1.6±0.2	2.0±0.2	0.64 Typ.	0.66 Typ.	4.1 Typ.	2.0 Typ.	0.5 Typ.	1.6 Typ.

性能参数 Electrical Characteristics

Part No.	Common Mode Impedance	DCR	Rate Current	Rate Voltage	Insulation Resistance
Units	(Ω)@100MHz/0.5V	(Ω)Max.	(mA)Max.	(V)	(M Ω)Min.
SMC1206-600PC	60 \pm 25%	0.3	400	50	10
SMC1206-900PC	90 \pm 25%	0.3	370	50	10
SMC1206-121PC	120 \pm 25%	0.3	350	50	10
SMC1206-161PC	160 \pm 25%	0.4	340	50	10
SMC1206-261PC	260 \pm 25%	0.5	310	50	10
SMC1206-361PC	360 \pm 25%	0.6	300	50	10
SMC1206-601PC	600 \pm 25%	0.8	260	50	10
SMC1206-102PC	1000 \pm 25%	1.0	230	50	10
SMC1206-222PC	2200 \pm 25%	1.2	200	50	10

备注 Remark

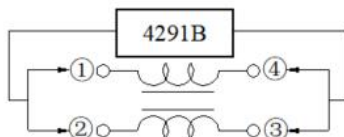
Temperature : 20 \pm 2 $^{\circ}$ C

Humidity : 60 to 75% (RH)

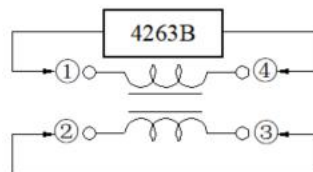
Atmospheric Pressure : 86 to 106 kPa

测试设备 Test Equipment

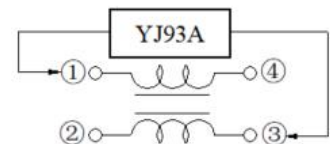
共模阻抗
 Common Mode Impedance



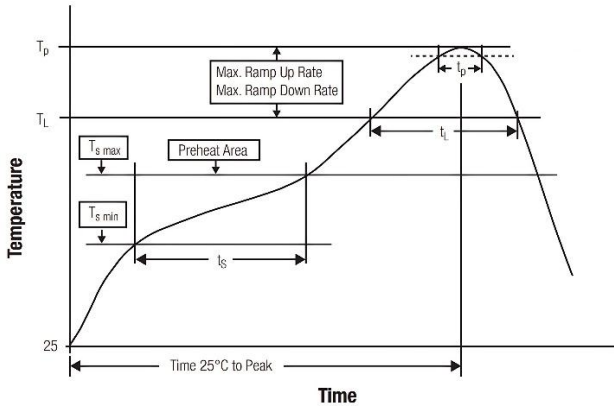
直流电阻
 DC Resistance



绝缘电阻
 Insulation Resistance

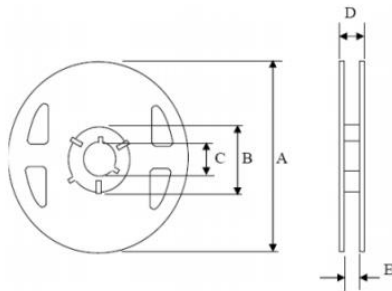


推荐回流焊条件 Recommended Reflow



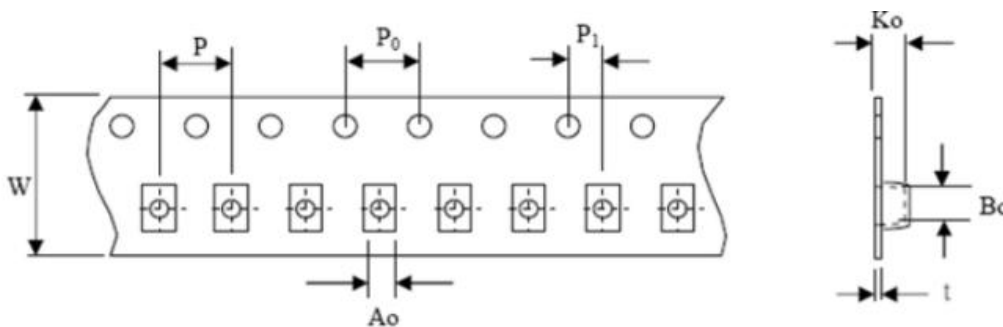
Profile Feature	Lead-Free Assembly
Preheat Temperature Min (T_s min)	150°C
Preheat Temperature Max (T_s max)	200°C
Preheat Time t_s from T_s min to T_s max	60-120 seconds
Average Ramp-Up Rate (T_L to T_p)	3°C /second max.
Liquidous Temperature (T_L)	217°C
Time t_L maintained above T_L (t_L)	60-150 seconds
Peak/Classification Temperature (T_p)	255°C
Time within 5°C of actual peak temperature (t_p)	20-30 second
Ramp-down Rate (T_p to T_L)	6 °C/second max.
Time 25 °C to Peak Temperature	8 minutes max.

包装材料及规格 Packaging Materials and Specifications (mm)



A	180
B	60.0
C	13.0
D	14.4
E	8.4

包装方式及数量 The Packing Method and Quantity (mm)

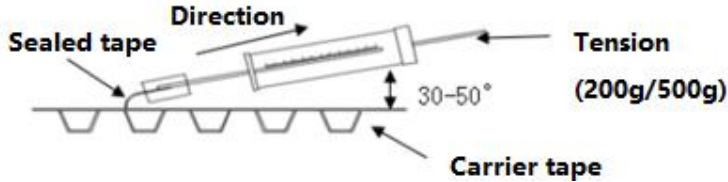


Part No.	W	P	P0	P1	A0	B0	K0	t	pcs/Reel
SMC1206	8.0	4.0	4.0	2.0	1.85	1.60	2.15	0.24	2000

剥离强度 Peeling Strength

在箭头方向上撕下10克到100克(0.1N到1.0N)的力,剥离速度300mm/MIN以上.

The force tearing off cover 10 to 100 grams (0.1N to 1.0N) in the arrow direction under the following conditions,
The stripping speed is above 300mm/minute.



内外箱标识内容 Inside and Outside Box Identification Content:

CYGE 创一科技 科技创一
CYGE TECHNOLOGY TECHNOLOGY FIRST Made in China

Customer Name: <HSF/RoHS>

P/O: 5

Customer P/N:

CYGE P/N:

LOT NO: DATE: QTY:

匠心致远 追求卓越 感动人心
Following ingenuity, pursuing, excellence, touching hearts

储存条件/注意的事项 Storage Conditions/Note things

1. 贮存温度、湿度条件Storage temperature and humidity conditions :

1.1. 产品包装与载体:- 5℃~ + 40℃,低于60% RH.

Product packing with Carrier tape: -5℃~+40℃ and less than 60% RH.

1.2. 单独的产品:-20℃~ + 60℃,低于60% RH.

Product alone: -20℃~+60℃ and less than 60% RH.

2. 产品在6个月内使用(注意:产品一经拆开包装,须尽快使用).

Products should be used within 6 months.

(Note that the product should be used as soon as possible once it is folded) .

3. 包装材料应保存在空气中不存在氯或硫的地方.

The packaging material should be kept where no chlorine or sulfur exists in the air.

4. 不要用手指触摸电极(焊接端子),因为这可能导致焊接能力的下降.

Do not touch the electrodes (soldering terminals) with fingers as this may lead to deterioration of solder ability.

5. 个别零件强烈建议使用镊子或真空取料机散装搬运应减少磨损和机械冲击.

The use of tweezers or vacuum pick-ups is strongly recommended for individual components.

Bulk handling should ensure that abrasion and mechanical shock are minimized.